

GAMES ON THE GO!



**KEEP YOUR FAVORITE GAMES GOING
ON YOUR MOBILE DEVICE!**

www.eamobile.com/hasbro



© 2012 Electronic Arts Inc. EA and the EA logo are trademarks of Electronic Arts Inc. Published by Electronic Arts Inc. under license from Hasbro, Inc. SCRABBLE, the associated logo, the design of the associated SCRABBLE brand gameboard, and the distinctive letter tile designs are trademarks of Hasbro in the US and Canada. The MONOPOLY name and logo, the distinctive design of the gameboard, the four corner squares, the MR. MONOPOLY name and character, as well as each of the distinctive elements of board and playing pieces are trademarks of Hasbro for its property trading game and game equipment. © 2012 Hasbro. All Rights Reserved.



5. What happens when...?

I roll a double

If you roll a **double**, do steps 2 & 3 from On Your Turn, then roll again. **But watch out!** If you roll doubles **3 times** on the same turn, you **Go to Jail**.

I buy a property



Pay the bank the amount shown on the space. Put the property card faceup in front of you so everyone can see it.

I land on another player's property



Pay them rent. For example, if you land on Pacific Avenue and the owner has

0 houses there, pay them $\$260k$. If they have 1 house there, pay them $\$1.3m$.

If the owner has no houses but has all the properties of that color, pay **DOUBLE** the rent for 0 buildings. You don't pay rent on mortgaged properties.

Railroads: pay rent depending on how many railroads the owner owns.

TITLE DEED $\$10k$	
Pacific Avenue	
Number of buildings	Cost of rent
0	$\$260k$
1	$\$1.3m$
2	$\$3.9m$
3	$\$9m$
4	$\$11m$
5	$\$12.75m$
Number of buildings	Cost of buildings
0	$\$2m$
1	$\$2m + \text{house}$

TITLE DEED $\$10k$	
Reading Railroad	
Number of railroads	Cost of rent
1	$\$250k$
2	$\$500k$
3	$\$1m$
4	$\$1.5m$

Utilities: If the owner owns only one utility, roll **one** die again and pay them $\$100k \times$ your die roll e.g. if you roll 5, pay $\$500k$. If they own **both** utilities, roll both dice and pay them $\$100k \times$ your dice roll.

If someone lands on your property, it's up to **you** to ask for rent **before** the next person rolls the dice. You snooze, you lose!

TITLE DEED $\$10k$	
Solar	
Utilities owned	Cost of rent
None	$\$100k$
1	$\$100k$
2	$\$100k$

There is an auction



If you decide not to buy an unowned property when you land on it, use the app to auction it off.

I buy a house



- When you own ALL the properties in a color group you can build houses on your turn or between other players' turns. Ask to use the app and buy the house/s. Building prices are shown on the property card.

- Each property in the group must have a house on it before you can build a second house on any of them. Always build evenly.
- Once you have 4 houses on a property, you can buy a hotel. Pay the hotel price shown on the property card, put the 4 houses back on the building pile and replace them with a hotel. No other buildings can now be added.
- You can't build on railroads or utilities.
- Building shortage? If buildings are limited and two or more players want to buy them, auction them off to the highest bidder! If there are no buildings left, you'll just have to wait until someone sells theirs.

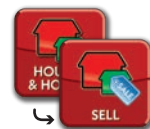
I want to do a deal with another player

You can deal cash, properties or a combination of both. First, sell any buildings on that property back to the bank (see below). If you're selling for cash, get your buyer to pay you by pressing **PAY PLAYER** on **their** Action Menu.

You can **buy or sell mortgaged properties** at any price you agree with another player.

After you buy a mortgaged property from another player, you can leave it mortgaged (blue side up) or repay the mortgage.

I'm in debt



- sell houses** back to the bank at **half** the price you paid for them. Sell them one at a time across the properties in a color group, in the same way you bought them.
- sell hotels** at **half** the price you paid for them. You get 4 houses in return for each hotel you sell.



- mortgage a property.** Sell any buildings on that property first. Turn the property card blue side up, then tap Mortgage. You still own that property, but you can't collect rent on it until you pay off the mortgage.



- sell properties to another player.** You can sell for cash, properties or a combination of both (see above).

I want to repay a mortgage



Pay the "unmortgage for" value on the blue side of the card. Turn the property card blue side down. You can collect rent when another player lands there or build houses (if you own the full color group).

I am sent to jail



Move your token to jail if:

- you land on Go To Jail
- a Chance or Community Chest card sends you there
- you roll 3 doubles in a row.

Go directly to Jail, do not pass GO, do not collect $\$2M$ – your turn is over.

On your next turn, tap GET OUT OF JAIL to plan your escape! Failed to escape 3 turns in a row? Pay immediately to get out.

I am bankrupt!



Can't raise enough money to pay your debts? You're bankrupt and the game is over. Tap **BANKRUPT** to finish the game and find out who the winner is!

If you owe another player, you'll have to give them all your money and property cards. Keep the cards in their mortgaged/unmortgaged state. You don't get any money for them.

- If you owe the bank, put all your property cards back at the side of the board. The bank now owns these.
- At the end of the game the app will ask who owns what. For the unowned properties, choose the bank.



Stuff you need to know

Disclaimers and legal stuff

- Internet connection needed for app download and updates (data charges may apply).
- Internet connection not needed during play.
- App in English language only. Applications en anglais seulement.
- Make sure you're using the latest version of the app.
- Ask an adult for help before you download the app or charge your device.
- Keep your device clean by following the manufacturer's guidelines.

The PARKER BROTHERS, HASBRO and MONOPOLY names and logos, the distinctive design of the gameboard, the four corner squares, the MR. MONOPOLY name and character, as well as each of the distinctive elements of the board and playing pieces are trademarks of Hasbro for its property trading game and game equipment.

Note: Hasbro is not responsible for any content distributed through the App Store, except for Hasbro-generated content. Please refer to Apple Inc.'s terms and conditions for further information. iPad, iPhone and iPod touch are trademarks of Apple Inc., registered in the U.S. and other countries. App Store is a service mark of Apple Inc.

© 1935, 2012 Hasbro, Pawtucket, RI 02861-1059 USA. All rights reserved. TM and © denote US Trademarks. Patents Pending. Proprietary technology licensed from les éditions volumiques.

HASBRO CANADA, LONGUEUIL, QC, CANADA J4G 1G2


Consumer contact: Hasbro Games, Consumer Affairs Dept.,
P.O. Box 200, Pawtucket, RI 02861-1059 USA. Tel: 888-836-7025.

www.hasbrozapped.com

38115

1013811501

monopoly.com



Game Guide



Available on the
App Store

Download
FREE
app

FOR 2-4 PLAYERS
AGES 8+

Get started

1. **Download** the **MONOPOLY zAPPed** app free from the App StoreSM onto your iPhone[®], iPod touch[®] or iPad[®]. Adult assistance required.
2. **Set up** your gameboard and device (see **Set it up!**)
3. **Play!**



What's the same?

Play the MONOPOLY game like you usually do — roll the dice and move around the board to buy properties, houses and hotels. To win, be the player with the most assets (money, property, houses and hotels) when someone goes bankrupt!

What's new?

- The app is your banker. It keeps and calculates all the money for you.
- Touch your bank card on your device's screen to make transactions.
- Some on-screen Chance and Community Chest cards open up mini games that bring classic MONOPOLY spaces to life!

New to
the game of
MONOPOLY?
How to play's
just a page
turn away.

Contents

MONOPOLY gameboard, rubber pads, 6 tokens, 28 Property cards, 32 green houses, 12 red hotels, 2 dice and 4 MONOPOLY Touch-banking cards



1. Set it up!

Set up the board

- Using an iPhone/iPod touch? Stick a rubber pad onto each of the orange circles in the middle of the board. Using an iPad? Stick pads onto the yellow circles. Leave the pads on permanently.
- It'll be easier for everyone to see the screen if you sit around the board like this:



Add your device

- Get it fully charged and turn up the sound!
- If you don't want calls to interrupt your game, set your device to airplane mode.
- Remove any covers (put them back on after you've finished playing) and place your device on the rubber pads.



Use the app to...

- Play mini games!
- Buy, sell, auction and mortgage properties.
- Make transactions between the bank and other players.

Put property cards & buildings to the side of the board

2. How to win

Be the player with the most assets (money, property, houses and hotels) when someone goes bankrupt. Buy properties and collect rent when other players land on them. Build houses and hotels to increase the rent. Make deals and earn the most money!

All take 1 token and 1 bank card!

Open the app and press START. Place your token on GO. Let's get playing!

The app will guide you through your game, but if you need extra information, use the rest of this leaflet to help!

Money

Everyone starts with ₦15M – it's loaded onto your bank card, ready to spend!

Here's what the numbers mean:

₦10k = 10 thousand MONOPOLY dollars

₦10M = 10 million MONOPOLY dollars



3. Get Going

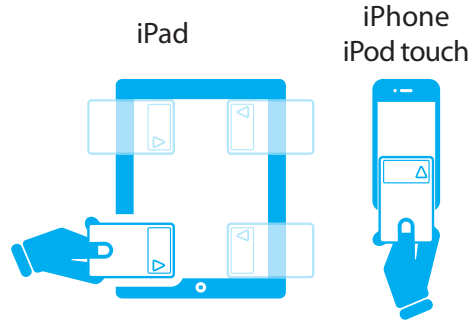
On your turn

1. Roll both dice (take care not to damage your device!).
2. Move your token clockwise around the board that number of spaces, then tap your name on the app.
3. Tap an icon on the Action menu to do one or more actions (see **Where did you land?** for what to do).
4. After you've finished your action/s, you've finished your turn. The player on your left takes their turn by following steps 1, 2 and 3 above.
5. Keep taking turns until someone goes bankrupt – then it's game over! If you want to end the game sooner, press END.



How to use your bank card

Hold the non-arrow end between your thumb and forefinger. Press the arrow onto the screen **firmly**.



During the game

You can do more than one action on your turn. You can also do some actions if it's not your turn – even if you're in jail! Using the app you can:

- buy houses and hotels
- do deals with other players
- sell buildings
- mortgage property

Useful buttons



To undo the previous action, just tap this button (on the Home screen).



To exit the Action Menu and return to Home, press this button.



Press this for tips and reminders!

4. Where did you land?

Land on

What to do



Unowned property, railroad or utility



Buy it for the price on the board. Don't want it? Then you gotta auction it!



Owned property, railroad or utility



Pay the owner rent (unless it's yours).



Chance or Community Chest



See if you'll get to play a mini game.



GO



Collect \$2M if you pass OR land on GO.



Income Tax or Luxury Tax



Pay the bank the amount shown.




Go to Jail

Move your token straight to jail! Do not pass GO. Do not collect \$2M. Your turn is over. (See 'I am sent to jail')



Free Parking or Just Visiting

If you're on Free Parking or Just Visiting, do nothing. Just enjoy a payment-free turn!



Loved MONOPOLY zAPPed game?
Got an iPad? Then try...

THE GAME OF LIFE zAPPed Edition!

- Bring your game to life with hilarious video clips from America's Funniest Home Videos!
- Customize your peg character with peg-cessories as you change jobs, get married and more!